

# The City of Lehigh



## Police Department

ANNUAL REPORT

2015

The City of Lewes



## Police Department

P.O. Box 227  
Lewes, Delaware 19958

Telephone (302) 645-6264  
Fax (302) 645-1080

The Honorable Theodore W. Becker, Mayor  
Members of Lewes City Council  
City Hall  
Lewes, DE 19958

Mayor Becker and Council Members:

It is my pleasure to submit the 2015 Annual Report for the Lewes Police Department. The purpose of this report is to provide you with a statistical summary of the Lewes Police Department's activities during the calendar year. We have provided crime and crash statistics for the previous five years in order to allow a simple comparison of the numbers.

As a reminder to assist you while reviewing the report, a Group A is a category used by the National Incident-Based Reporting System (NIBRS) for the collection of data from Local, State and Federal Law Enforcement agencies. Group A Crime includes 22 crime categories which are made up of 46 Group A offenses. Simply put, Group A Crimes are the more serious crimes against Persons, Property or Society.

Information in the report that I think you will find interesting include:

- Total Group A Crime complaints were up 17.7% with a clearance rate of 69%.
- Total Violent Crime is down by 2 complaints for a total of 10 with a 60% clearance rate.
- Property Crime is down by 5 complaints over the previous year.
- Both Robberies and Burglaries decreased from the previous year.
- Vehicle crashes were up by 48%, however only 7 crashes involved reported injuries.
- The issuing of Traffic Citations increased 11% over the previous year.

As you review the report you will see the significant increase in Group A crimes is primarily due to the 142% increase in Drug Offenses. As I have stated before, do not become alarmed at the increased number of Drug Offenses. Drug enforcement is almost always pro-active, not re-active and is usually the result of a police officer conducting an independent investigation or going the extra step when he or she suspects an individual may be in possession of illegal drugs. The clearance rate for drug offenses in Lewes was 96% in 2015.

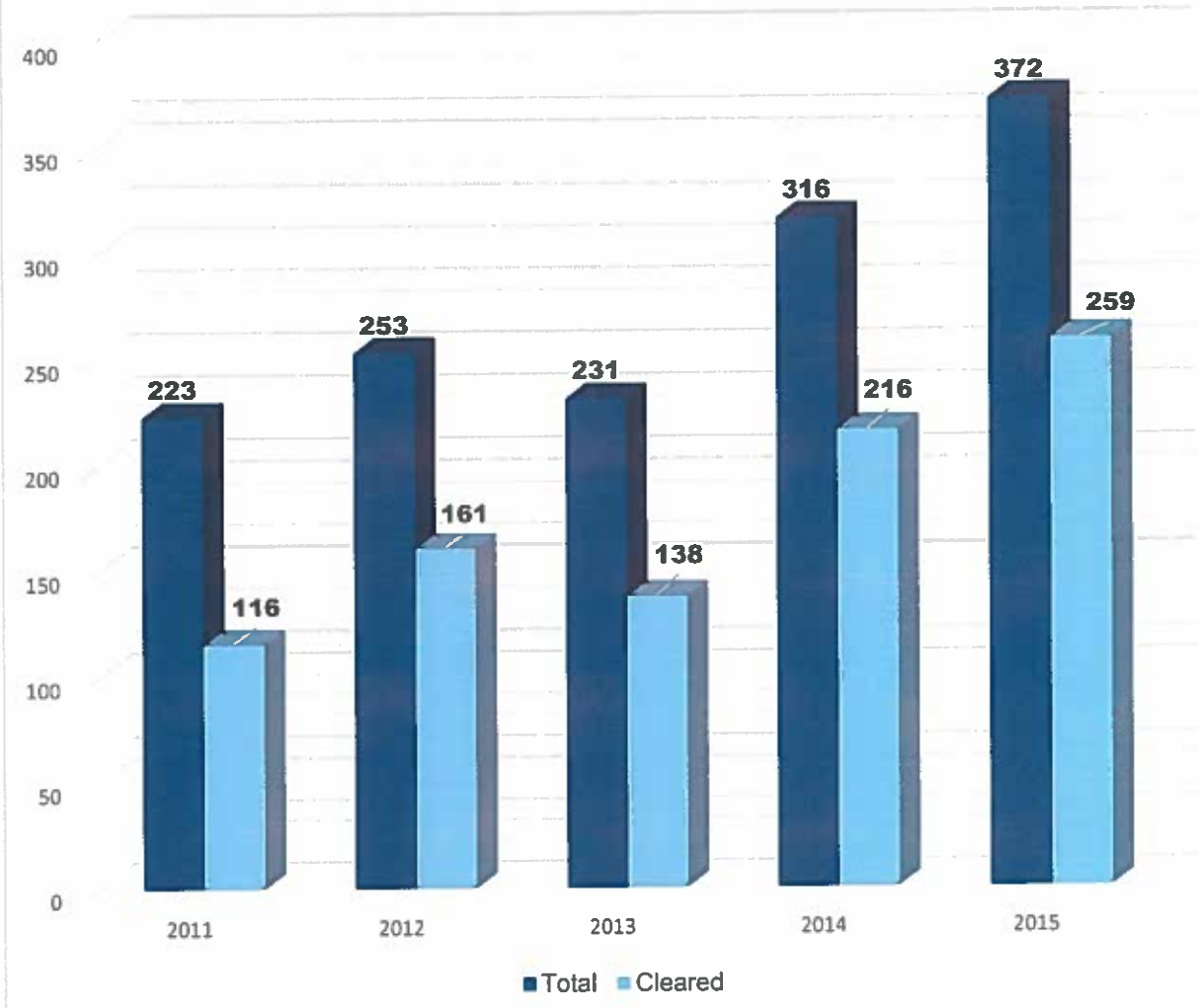
Please take time to review this report at your convenience. I hope that you find the information helpful.  
If you have any questions or concerns please do not hesitate to contact me.

Sincerely,

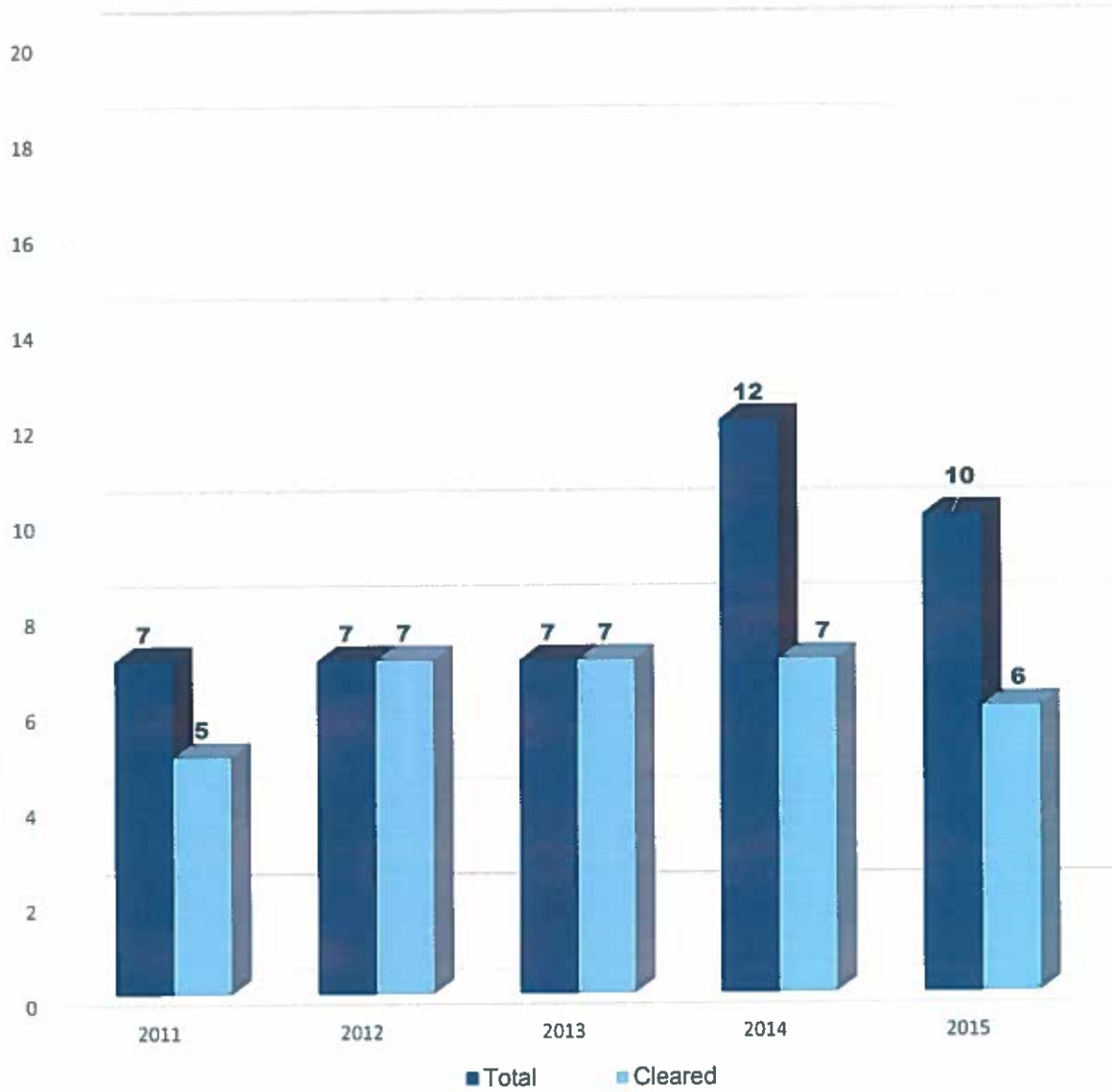
A handwritten signature in black ink, appearing to read "Jeffrey Horvath". The signature is fluid and cursive, with a long horizontal stroke extending to the right.

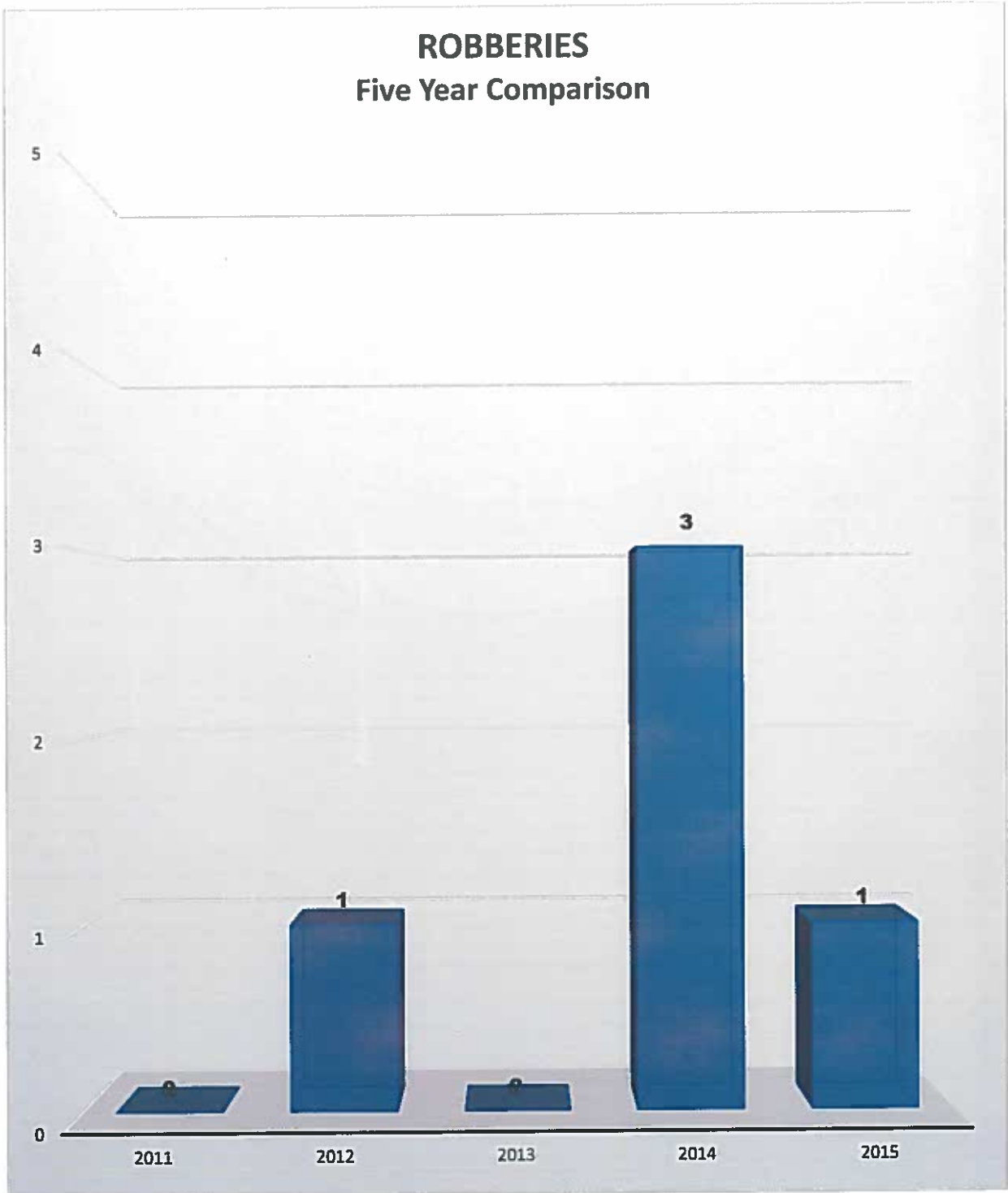
Jeffrey Horvath  
Chief of Police

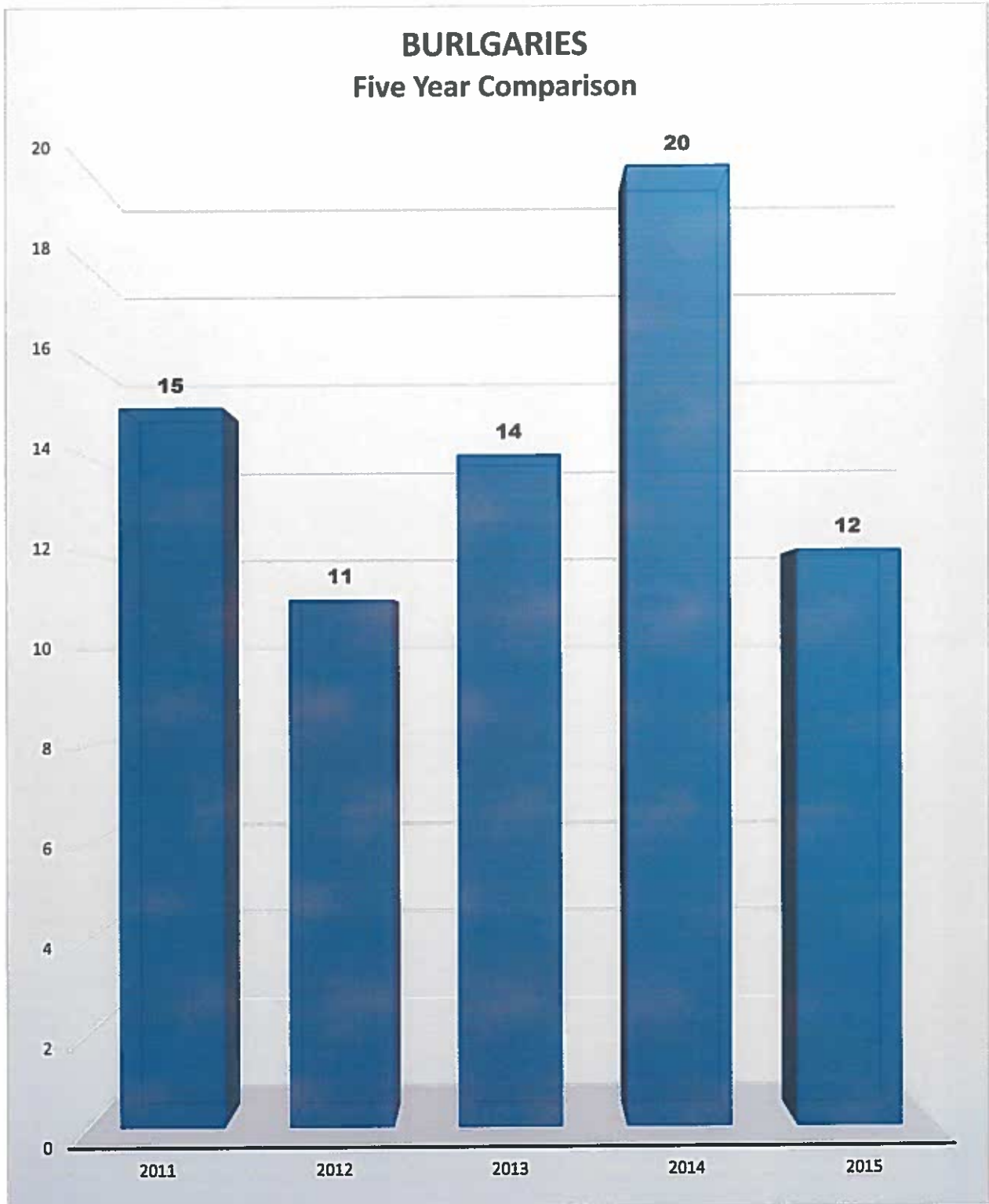
### Total Group A Crime Five Year Comparison



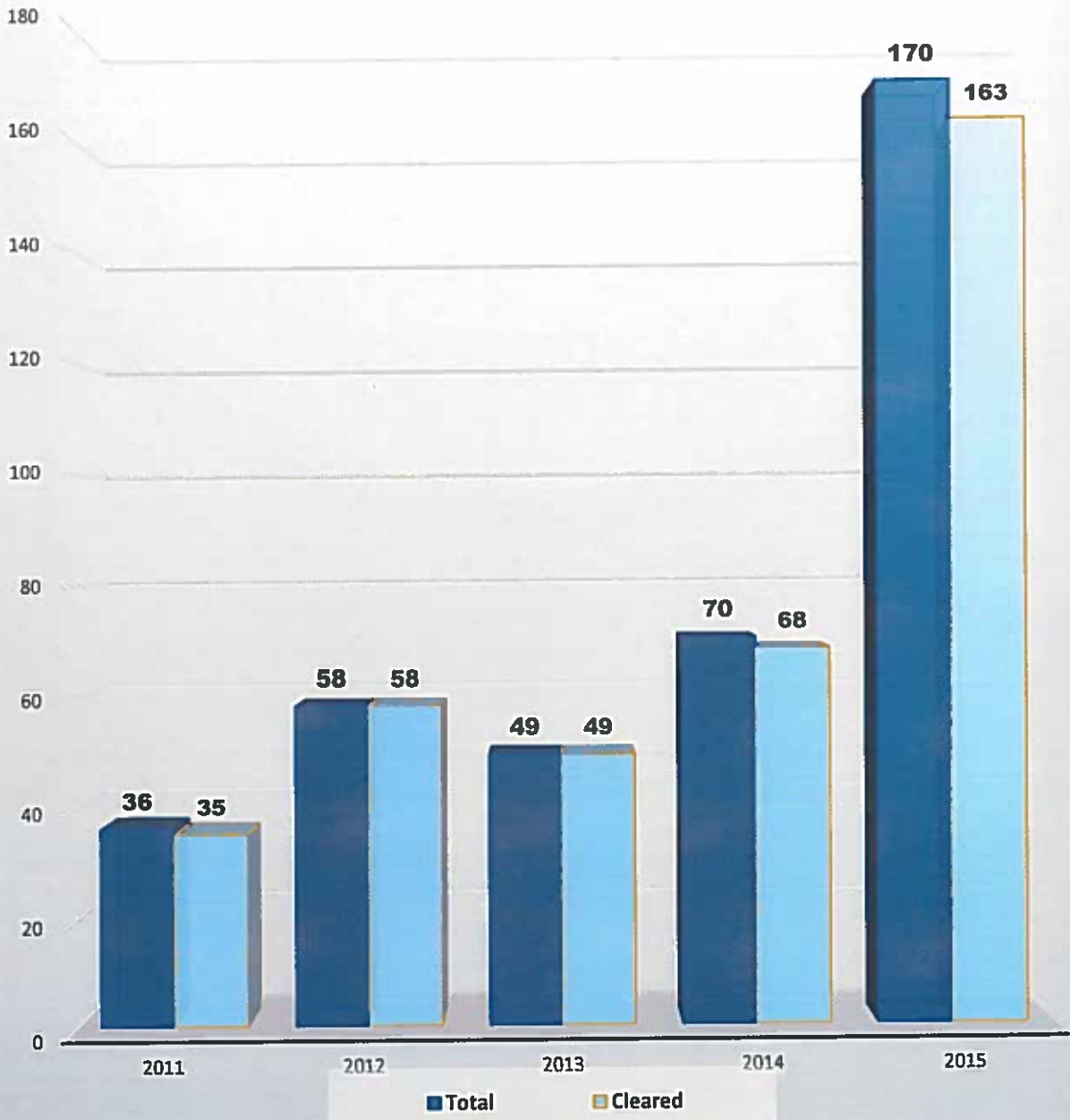
### Violent Crime Five Year Comparison





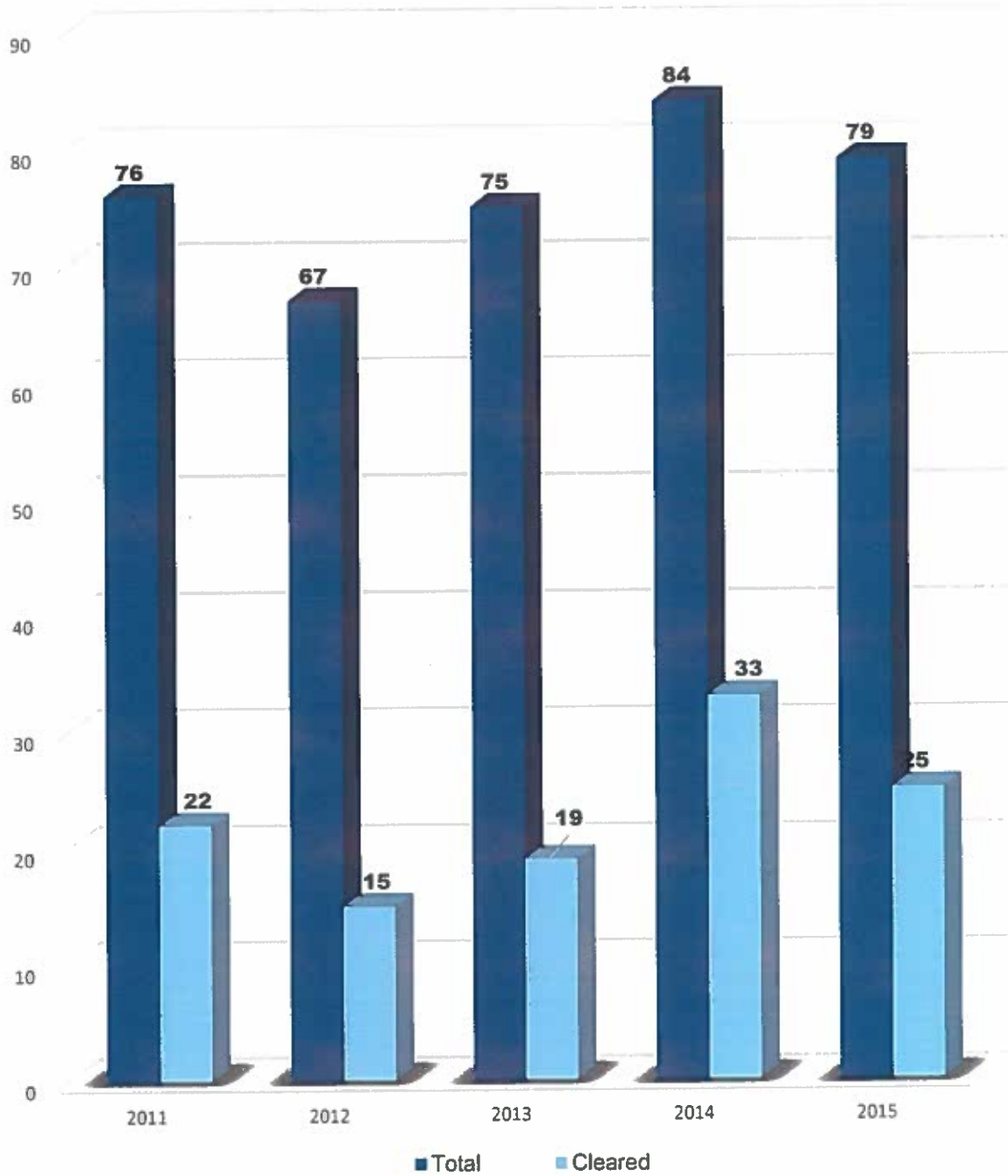


### DRUG OFFENSES Five Year Comparison





### Property Crime Five Year Comparison



LEWES POLICE DEPARTMENT - ANNUAL REPORT

CRIMINAL SUMMARY

Crime Classification	OCCURRED		CLEARED		ADULT ARRESTS		JUVENILE ARRESTS	
	2014	2015	2014	2015	2014	2015	2014	2015
<b>Criminal Homicide</b>	0	0	0	0	0	0	0	0
Murder, Non-Neg Manslaughter	0	0	0	0	0	0	0	0
Manslaughter by Negligence	0	0	0	0	0	0	0	0
<b>Kidnapping and Abduction</b>	1	0	0	0	0	0	0	0
<b>Sexual Offenses, Forcible</b>	7	2	3	1	1	0	0	0
Rape By Force	3	0	0	0	0	0	0	0
Rape By Force - Attempted	0	0	0	0	0	0	0	0
Forcible Sodomy	0	0	0	0	0	0	0	0
Sexual Assault with an Object	0	0	0	0	0	0	0	0
Forcible Fondling	4	2	3	1	1	0	0	0
Forcible Fondling - Attempted	0	0	0	0	0	0	0	0
<b>Robbery</b>	3	1	1	1	0	2	2	0
by Firearm	1	0	1	0	0	0	2	0
by Knife or Other Cutting Instrument	0	1	0	1	0	1	0	0
by Other Dangerous Weapon	1	0	0	0	0	0	0	0
Strong-Arm	1	0	0	0	0	1	0	0
<b>Assault</b>	86	42	85	34	28	15	1	5
<i>Aggravated Total</i>	6	7	6	4	2	1	0	0
by Firearm	2	0	2	0	0	0	0	0
by Knife or Other Cutting Instrument	1	0	1	0	0	0	0	0
by Other Dangerous Weapon	2	5	2	3	1	1	0	0
by Hands, Fists, Feet, Etc	1	2	1	1	1	0	0	0
<i>Non-Aggravated Total</i>	80	35	79	30	26	14	1	5
Simple Assault	47	25	46	23	17	12	0	0
Intimidation	33	10	33	7	9	2	1	5
<b>Arson</b>	1	0	1	0	1	0	0	0
Structure	0	0	0	0	0	0	0	0
Mobile	0	0	0	0	0	0	0	0
Other	1	0	1	0	1	0	0	0
<b>Extortion / Blackmail</b>	0	0	0	0	0	0	0	0
<b>Burglary</b>	20	12	5	6	1	3	3	0
Forcible Entry	10	8	1	3	0	2	0	0
Unlawful Entry - No Force	10	4	4	3	1	1	3	0
Forcible Entry - Attempted	0	0	0	0	0	0	0	0
<b>Larceny / Theft</b>	61	66	25	19	15	14	1	0
Pick Pocket	0	0	0	0	0	0	0	0
Purse Snatching	0	0	0	0	0	0	0	0
Shoplifting	4	5	2	2	1	2	0	0
Theft from Building	23	28	15	15	11	9	1	0
Theft from Coin-Op Machine/Device	1	1	1	0	1	0	0	0
Theft from Motor Vehicle	13	11	2	1	1	2	0	0
Theft of MV Parts/Accessories	3	1	2	0	0	0	0	0
Other	17	20	3	1	1	1	0	0

LEWES POLICE DEPARTMENT - ANNUAL REPORT

Crime Classification	OCCURRED		CLEARED		ADULT ARRESTS		JUVENILE ARRESTS	
	2014	2015	2014	2015	2014	2015	2014	2015
<b>Motor Vehicle Theft</b>	2	1	2	0	1	0	0	0
Autos	2	0	2	0	1	0	0	0
Trucks/Buses	0	1	0	0	0	0	0	0
Other Vehicles	0	0	0	0	0	0	0	0
<b>Counterfeit / Forgery</b>	2	1	1	1	0	0	0	0
<b>Fraud</b>	29	32	9	9	4	4	0	0
False Pretense, Swindle, Conf Game	18	17	4	6	0	1	0	0
Credit Card, ATM	4	0	1	0	0	0	0	0
Impersonation	7	15	4	3	4	3	0	0
Welfare Fraud	0	0	0	0	0	0	0	0
Wire Fraud	0	0	0	0	0	0	0	0
<b>Embezzlement</b>	0	4	0	3	0	3	0	0
<b>Stolen Property</b>	1	3	1	3	2	2	0	0
<b>Destruction/Damage Property</b>	28	34	10	15	3	3	0	1
<b>Drug / Narcotics</b>	70	170	68	163	39	97	2	7
Drug / Narcotics	33	78	33	75	29	69	0	4
Drug Equipment	37	92	35	88	10	28	2	3
<b>Sexual Offenses - Non-Forcible</b>	0	1	0	1	0	1	0	0
Incest	0	0	0	0	0	0	0	0
Statutory Rape	0	1	0	1	0	1	0	0
<b>Pornography / Obscene Materials</b>	0	0	0	0	0	0	0	0
<b>Gambling Offenses</b>	0	0	0	0	0	0	0	0
<b>Prostitution</b>	0	0	0	0	0	0	0	0
Prostitution	0	0	0	0	0	0	0	0
Promoting Prostitution	0	0	0	0	0	0	0	0
<b>Bribery</b>	0	0	0	0	0	0	0	0
<b>Weapons Law Violations</b>	5	3	5	3	0	1	0	0
<b>Total Group A Offenses</b>	<b>316</b>	<b>372</b>	<b>216</b>	<b>259</b>	<b>95</b>	<b>145</b>	<b>9</b>	<b>13</b>

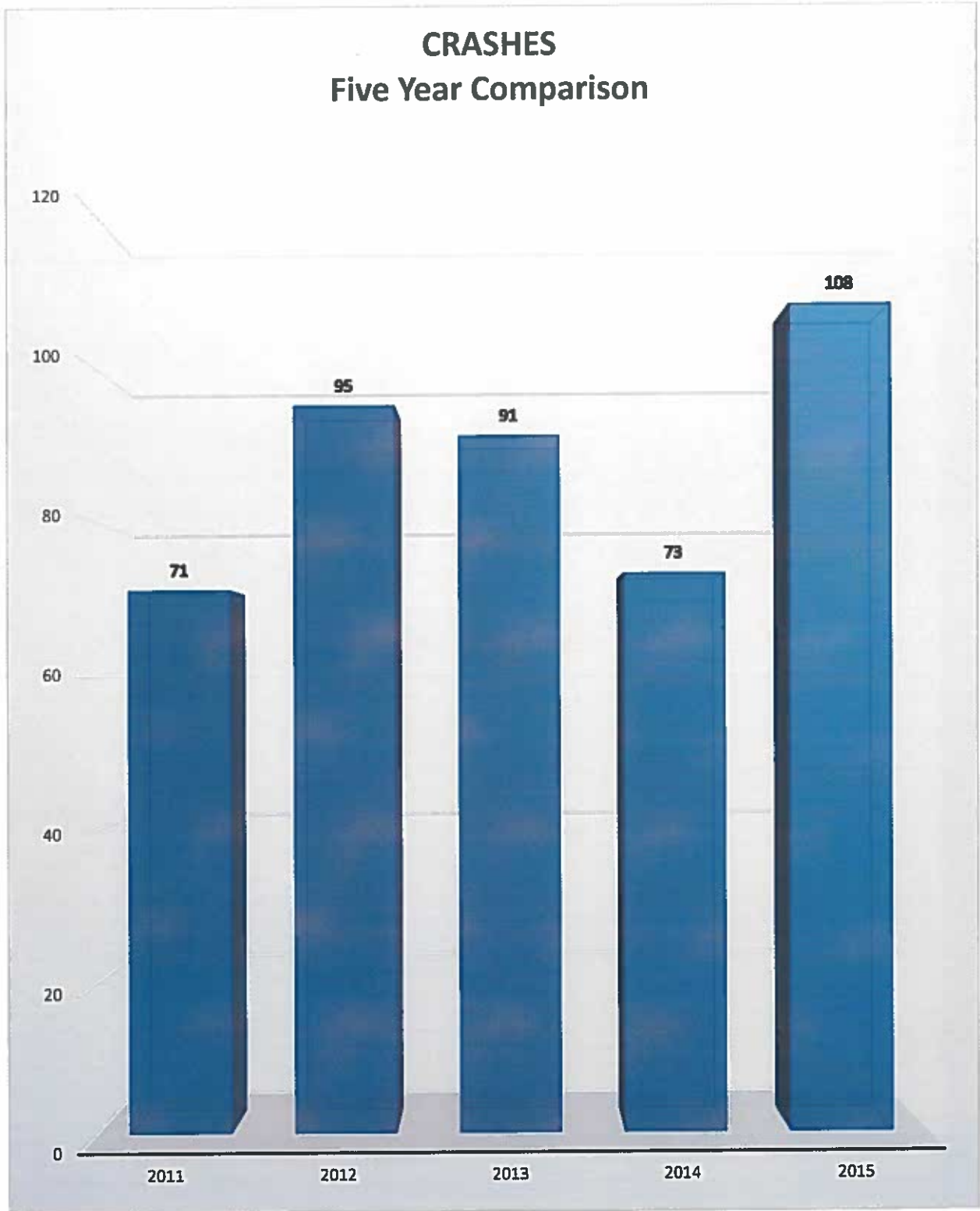
LEWES POLICE DEPARTMENT - ANNUAL REPORT

**CRIME CLEARANCE COMPARISON**  
**NATIONAL AVERAGE VS. LEWES POLICE DEPARTMENT**  
 CITIES WITH POPULATION LESS THAN 10,000

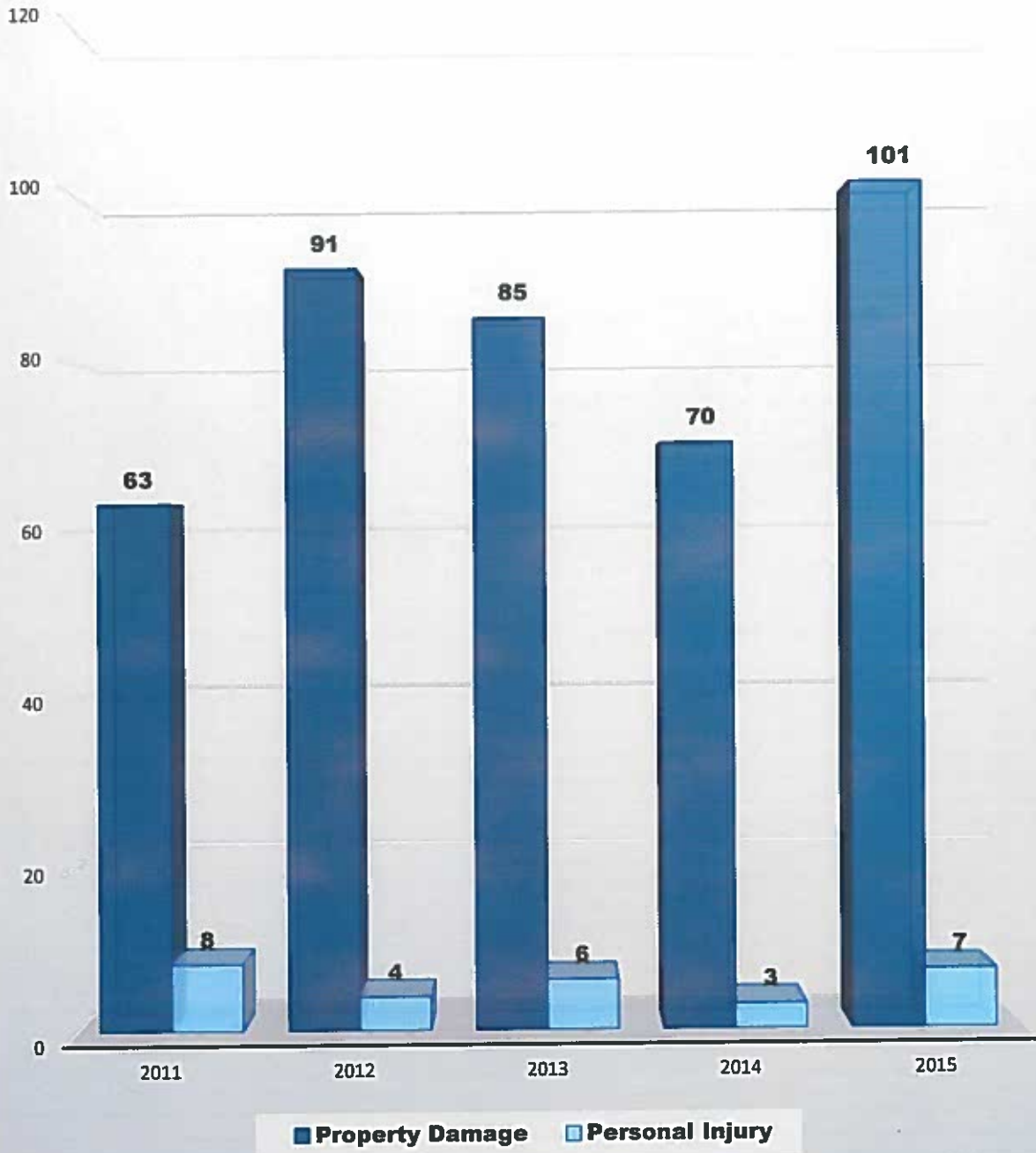
	<u>National 2014</u>	<u>Lewes 2014</u>	<u>Lewes 2015</u>
<b><i>VIOLENT CRIME - TOTAL</i></b>	56.3%	58.3%	69.0%
Murder	71.0%	N/A	N/A
Forcible Rape	34.9%	N/A	50.0%
Robbery	38.0%	33.3%	100.0%
Aggravated Assault	63.4%	100.0%	57.1%
<b><i>PROPERTY CRIME - TOTAL</i></b>	25.2%	39.3%	26.3%
Burglary	18.1%	25.0%	50.0%
Theft	27.0%	41.0%	28.8%
Motor Vehicle Theft	23.6%	100.0%	0.0%
Arson	24.2%	100.0%	N/A
<hr/>			
<b><i>Forcible Rape</i></b>			
Rape by Force	34.2%	0.0%	50.0%
Assault to Rape (Attempted)	39.0%	N/A	N/A
<b><i>Robbery</i></b>			
Firearm	31.7%	100.0%	N/A
Knife	43.2%	N/A	100.0%
Other Dangerous Weapon	41.8%	0.0%	N/A
Strongarm	40.3%	0.0%	N/A
<b><i>Aggravated Assault</i></b>			
Firearm	51.9%	100.0%	N/A
Knife	67.6%	100.0%	N/A
Other Dangerous Weapon	58.7%	100.0%	60.0%
Hands, Feet, Other	67.5%	100.0%	50.0%
<b><i>Burglary</i></b>			
Forced Entry	16.7%	10.0%	37.5%
Unlawful Entry, No Force	19.6%	40.0%	75.0%
Attempted Forcible Entry	16.4%	N/A	N/A
<b><i>Motor Vehicle Theft</i></b>			
Autos	24.8%	100.0%	N/A
Trucks and Buses	22.6%	N/A	0.0%
Other Vehicles	17.1%	N/A	N/A
<b><i>Arson</i></b>			
Structural	27.7%	N/A	N/A
Mobile	17.4%	N/A	N/A
Other	22.5%	100.0%	N/A

Note: 2015 National data is not yet available.

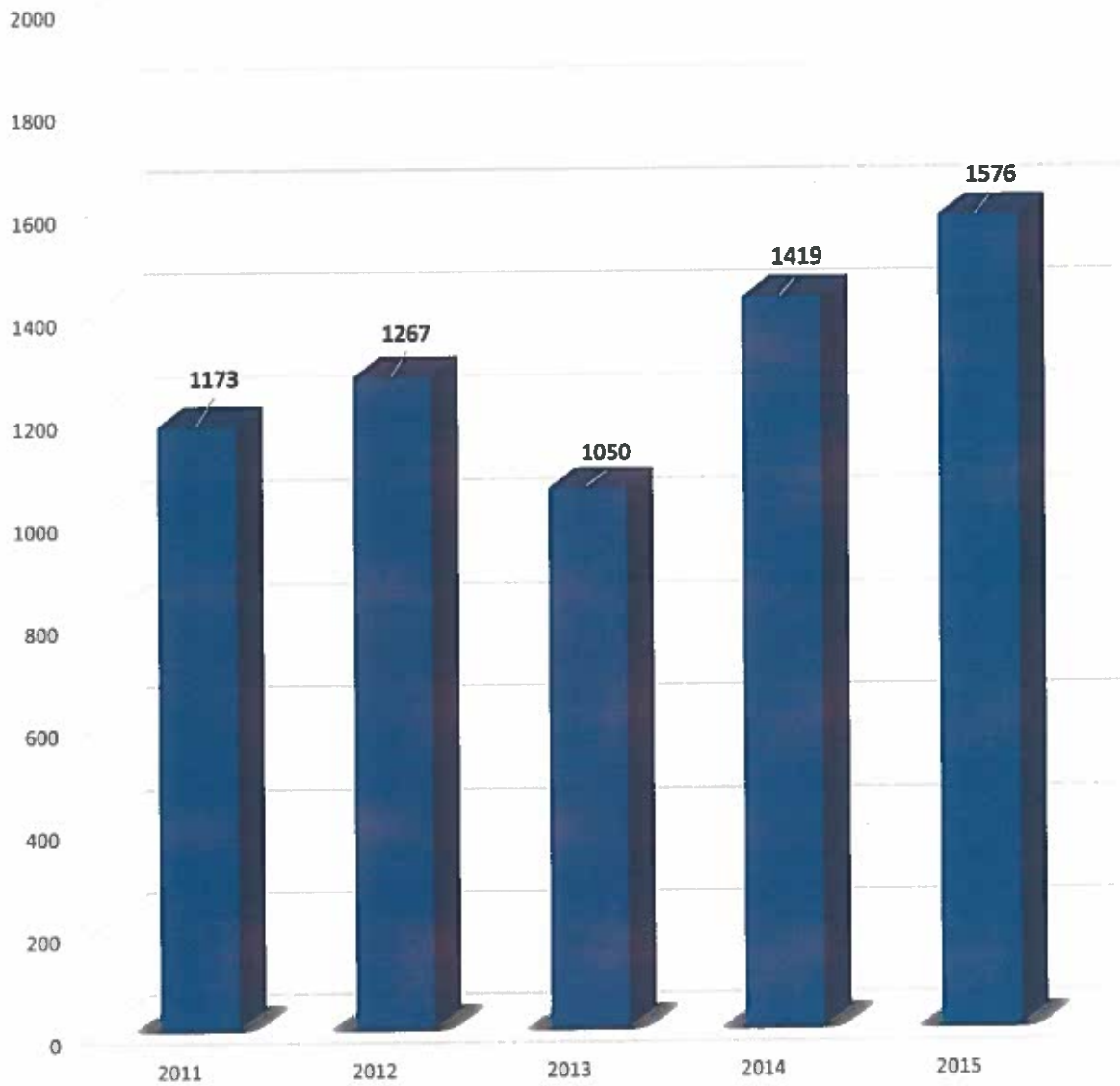
## CRASHES Five Year Comparison

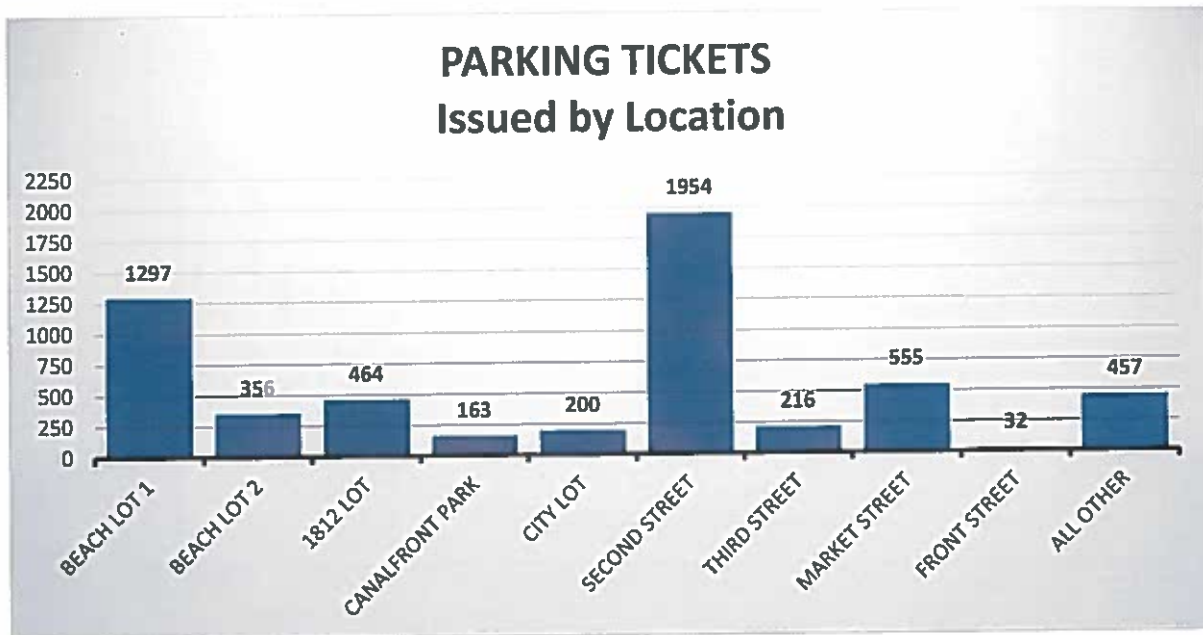


### CRASHES Breakdown by Type



### Traffic Tickets Issued Five Year Comparison







## PARKING TICKETS – BY VIOLATION TYPE

Violation Type	Issued	Paid
False Alarm/3-5	18	11
False Alarm/6-9	0	0
Backed In to Space	140	127
Blocking Driveway	10	8
No Boat/Trailer/RV	3	2
Expired Meter	4971	4325
Parked Against Flow	171	161
Handicapped	36	17
Limited Parking Time	4	2
Loading Zone	117	103
Other Misc \$20 violation	2	1
Posted No Parking	104	81
Other Misc \$25 violation	46	37
Parking Within Lines	40	34
Yellow Curb	32	26
<b>TOTAL</b>	<b>5694</b>	<b>4935</b>